



**R. P. WALLIS**  
**WHOLESALE**  
*Truck & Industrial Parts for over 38 years*

**MELBOURNE:**

8 Park Road, Oakleigh,  
Victoria 3166

**Phone: (03) 9563 0000**

**Fax: (03) 9563 4000**

**SYDNEY:**

Unit 2, 158 Newton Rd,

Wetherill Park, NSW 2164


**Phone: (02) 9756 5111**

**Fax: (02) 9756 5658**

**Fleetguard<sup>®</sup>**



**FILTER ASSEMBLIES AND ACCESSORIES**



## PRODUCT INFORMATION

Original manufacture part numbers where shown are for reference only and do not imply that those items are necessarily OEM manufactured. Applications and cross-references have been compiled from various sources.

Whilst we believe the information is correct we do not accept any liability for errors.

WHOLESALE  
B. B. MATTHEWS

Unit (03) 5280 2828

Branch (03) 5280 2444

Wholesale Dept. Unit 3104

Unit 5, 128 Wattleton Rd

WADSWELL

Unit (03) 5283 0000

Branch (03) 5283 0000

Wattleton Rd




6 Wattleton Rd, Wattleton

WADSWELL




# FILTER ASSEMBLIES

RPW500	RPW515	RPW500-1
		
<b>DESCRIPTION</b>	<b>DESCRIPTION</b>	<b>DESCRIPTION</b>
5836B325 DUAL FLOW	5836B240 DUAL FLOW	5836B710 DUAL FLOW
1/2" X 20 UNF	M14 X 1.5MM	1/2" X 20 UNF
CHOICE OF GLASS OR ALUMINIUM BOWL	CHOICE OF GLASS OR ALUMINIUM BOWL	ALUMINIUM BOWL

# FILTER ASSEMBLIES

RPW500-2	RPW100	RPW100-1
		
<b>DESCRIPTION</b>	<b>DESCRIPTION</b>	<b>DESCRIPTION</b>
5838B185 DUAL FLOW M14 X 1.5MM ALUMINIUM BOWL	5836B100 DUAL FLOW 1/2" X 20 UNF DEEP GLASS BOWL	5836B540 DUAL FLOW M14 X 1.5MM DEEP GLASS BOWL




# FILTER ASSEMBLIES

<p style="text-align: center;"><b>RPW100-2</b></p>		<p style="text-align: center;"><b>RPW100-3</b></p>		<p style="text-align: center;"><b>RPW557</b></p>	
<p style="text-align: center;"><b>DESCRIPTION</b></p>		<p style="text-align: center;"><b>DESCRIPTION</b></p>		<p style="text-align: center;"><b>DESCRIPTION</b></p>	
<p>5836B900 DUAL FLOW 1/2" X 20 UNF DEEP ALUMINIUM BOWL</p>		<p>5836B820 DUAL FLOW M14 X 1.5MM DEEP ALUMINIUM BOWL</p>		<p>THIS PRODUCT OFFERS FUEL FILTRATION TOGETHER WITH WATER SEPARATION AND WATER SENSING, WARNING THE OPERATOR THE UNIT NEEDS DRAINING.COMES WITH DASH WARNING LIGHT.</p> <p style="text-align: center;"><b>DUAL FLOW 1/2" X 20 UNF</b></p>	




# FILTER ASSEMBLIES

<p><b>RPW562</b></p> 	<p><b>RPW501</b></p> 	<p><b>RPW523</b></p> 
<p><b>DESCRIPTION</b></p> <p>THIS PRODUCT OFFERS FUEL FILTRATION TOGETHER WITH WATER SEPARATION AND WATER SENSING, WARNING THE OPERATOR THE UNIT NEEDS DRAINING.COMES WITH DASH WARNING LIGHT.</p> <p><b>DUAL FLOW</b> <b>M14 X 1.5MM</b></p>	<p><b>DESCRIPTION</b></p> <p>TWIN FILTER DUAL FUEL 1/2" X 20 UNF</p> <p>1 X GLASS BOWL 1 X ALUMINIUM BOWL</p>	<p><b>DESCRIPTION</b></p> <p>TWIN FILTER DUAL FUEL M14 X 1.5MM</p> <p>1 X GLASS BOWL 1 X ALUMINIUM BOWL</p>

# FILTER ASSEMBLIES

<b>RPW503</b>	<b>RPW503-1</b>	<b>RPW503-2</b>
		
<b>DESCRIPTION</b>	<b>DESCRIPTION</b>	<b>DESCRIPTION</b>
SLANTED PRIMER L > R FLOW M12 X 1.5MM GLASS BOWL	SLANTED PRIMER L > R FLOW M14 X 1.5MM GLASS BOWL	SLANTED PRIMER R > L FLOW M14 X 1.5MM GLASS BOWL

# FILTER ASSEMBLIES

<p style="text-align: center;"><b>RPW503-3</b></p>	<p style="text-align: center;"><b>RPW503-4</b></p>	<p style="text-align: center;"><b>RPW503-5</b></p>
		
<p style="text-align: center;"><b>DESCRIPTION</b></p>	<p style="text-align: center;"><b>DESCRIPTION</b></p>	<p style="text-align: center;"><b>DESCRIPTION</b></p>
<p style="text-align: center;">SLANTED PRIMER L &gt; R FLOW M12 X 1.5MM ALUMINIUM BOWL</p>	<p style="text-align: center;">SLANTED PRIMER L &gt; R FLOW M14 X 1.5MM ALUMINIUM BOWL</p>	<p style="text-align: center;">SLANTED PRIMER R &gt; L FLOW M14 X 1.5MM ALUMINIUM BOWL</p>



# FILTER ASSEMBLIES

RPW540	RPW540-1	RPW541
 <p><b>DESCRIPTION</b></p> <p>JAP ADAPTOR</p> <p>3/4" UNF CENTRE BOLT</p> <p>SUITS</p> <p>TOYOTA HILUX (ALL MODELS) &amp; HZJ75-HZJ80, FORD MAVERICK, NISSAN NAVARA, NISSAN GQ PATROL, URVAN &amp; BUSES.</p> <p>GLASS BOWL</p>	 <p><b>DESCRIPTION</b></p> <p>JAP ADAPTOR</p> <p>3/4" UNF CENTRE BOLT</p> <p>SUITS</p> <p>TOYOTA HILUX (ALL MODELS) &amp; HZJ75-HZJ80, FORD MAVERICK, NISSAN NAVARA, NISSAN GQ PATROL URVAN &amp; BUSES.</p> <p>ALUMINIUM BOWL</p>	 <p><b>DESCRIPTION</b></p> <p>JAP ADAPTOR</p> <p>M20 X 1.5MM</p> <p>CENTRE BOLT</p> <p>SUITS</p> <p>ISUZU GEMINI , MAZDA, MITSUBISHI PAJERO, TRITON, L200</p> <p>GLASS BOWL</p>




# FILTER ASSEMBLIES

<p style="text-align: center;"><b>RPW541-1</b></p> 	<p style="text-align: center;"><b>RPW516</b></p> 	<p style="text-align: center;"><b>RPW516-2</b></p> 
<p style="text-align: center;"><b>DESCRIPTION</b></p>	<p style="text-align: center;"><b>DESCRIPTION</b></p>	<p style="text-align: center;"><b>DESCRIPTION</b></p>
<p>JAP ADAPTOR M20 X 1.5MM CENTRE BOLT SUITS ISUZU GEMINI , MAZDA, MITSUBISHI PAJERO, TRITON, L200 ALUMINIUM BOWL</p>	<p>BUTTON PRIMER DUAL FLOW M14 X 1.5MM GLASS BOWL</p>	<p>BUTTON PRIMER DUAL FLOW M14 X 1.5MM ALUMINIUM BOWL</p>

# FILTER ASSEMBLIES

<p><b>RPW553</b></p> 	<p><b>RPW520</b></p> 	<p><b>RPW554</b></p> 
<p><b>DESCRIPTION</b></p> <p>BUTTON PRIMER DUAL FLOW M14 X 1.5MM</p> <p>SPIN ON FILTER CARTRIDGE</p>	<p><b>DESCRIPTION</b></p> <p>HORIZONTAL MOUNTING BUTTON PRIMER R&gt;L FLOW M14 X 1.5MM</p> <p>SPIN ON FILTER CARTRIDGE</p>	<p><b>DESCRIPTION</b></p> <p>BUTTON PRIMER DUAL FLOW M14 X 1.5MM</p> <p>FILTER CARTRIDGE THREAD 14mm X 1.5mm</p>

# FILTER ASSEMBLIES

<p style="text-align: center;"><b>RPW553</b></p> 	<p style="text-align: center;"><b>RPW551</b></p> 	<p style="text-align: center;"><b>RPW552</b></p> 
<p style="text-align: center;"><b>DESCRIPTION</b></p> <p>HORIZONTAL MOUNTING SLANTED PRIMER R&gt;L FLOW M14 X 1.5MM</p> <p style="text-align: center;">SPIN ON FILTER CARTRIDGE</p>	<p style="text-align: center;"><b>DESCRIPTION</b></p> <p>SLANTED PRIMER R&gt;L FLOW M12 X 1.5MM</p> <p style="text-align: center;">SPIN ON FILTER CARTRIDGE</p>	<p style="text-align: center;"><b>DESCRIPTION</b></p> <p>SLANTED PRIMER R&gt;L FLOW M14 X 1.5MM</p> <p style="text-align: center;">SPIN ON FILTER CARTRIDGE</p>

# FILTER ASSEMBLIES

RPW555	RPW555-1	RPW555-2
DESCRIPTION	DESCRIPTION	DESCRIPTION
<p>5836B120</p> <p>WATERTRAP</p> <p>DUAL FLOW</p> <p>1/2" X 20 UNF</p>	<p>5838B040</p> <p>WATERTRAP</p> <p>DUAL FLOW</p> <p>M14 X 1.5MM</p>	<p>WATERTRAP</p> <p>DUAL FLOW</p> <p>1/2" X 20 UNF</p> <p>DEEP ALUMINIUM BOWL</p>




# FILTER ASSEMBLIES

<p><b>RPW555-3</b></p> 	<p><b>RPW521</b></p> 	<p><b>RPW522</b></p> 
<p><b>DESCRIPTION</b></p> <p>WATERTRAP</p> <p>DUAL FLOW</p> <p>M14 X 1.5MM</p> <p>DEEP ALUMINIUM BOWL</p>	<p><b>DESCRIPTION</b></p> <p>WATER TRAP</p> <p>DUAL FLOW</p> <p>M14 X 1.5MM</p> <p>ALUMINIUM BOWL</p>	<p><b>DESCRIPTION</b></p> <p>WATER TRAP</p> <p>DUAL FLOW</p> <p>1/2" X 20 UNF</p> <p>GLASS BOWL</p>

# FILTER ASSEMBLIES




RPW524	RPW525	RPW532
DESCRIPTION	DESCRIPTION	DESCRIPTION
<p>WATER TRAP</p> <p>DUAL FLOW</p> <p>1/2" X 20UNF</p> <p>ALUMINIUM BOWL</p>	<p>WATERTRAP</p> <p>DUAL FLOW</p> <p>M14 X 1.5MM</p> <p>GLASS BOWL</p>	<p>5864003</p> <p>WATERTRAP</p> <p>R&gt;L FLOW</p> <p>M14 X 1.5MM</p> <p>PLASTIC BOWL</p>

# FILTER ASSEMBLIES

<p style="text-align: center;"><b>RPW533</b></p> 	<p style="text-align: center;"><b>RPW534</b></p> 	<p style="text-align: center;"><b>RPW535</b></p> 
<p style="text-align: center;"><b>DESCRIPTION</b></p> <p>5864001 WATERTRAP L&gt;R FLOW M14 X 1.5MM PLASTIC BOWL</p>	<p style="text-align: center;"><b>DESCRIPTION</b></p> <p>5864000 WATERTRAP L&gt;R FLOW 1/2" X 20 UNF PLASTIC BOWL</p>	<p style="text-align: center;"><b>DESCRIPTION</b></p> <p>5864002 WATERTRAP R&gt;L FLOW 1/2" X 20 UNF PLASTIC BOWL</p>






# FILTER ASSEMBLIES

<p><b>RPW560</b></p>  <p>RPW560 filter assembly with a metal housing, a central yellow mesh filter, and a glass bowl. Handwritten blue numbers '50' and '103' are visible on the image.</p>	<p><b>RPW561</b></p>  <p>RPW561 filter assembly, similar to RPW560 but with a different metal housing design.</p>	<p><b>RPW560-4</b></p>  <p>A clear glass bowl component.</p>
<p><b>DESCRIPTION</b></p>	<p><b>DESCRIPTION</b></p>	<p><b>DESCRIPTION</b></p>
<p>WATERTRAP MAGNETIC GLASS BOWL DUAL FLOW 1/2" X 20 UNF</p>	<p>WATERTRAP MAGNETIC GLASS BOWL DUAL FLOW M14 X 1.5MM</p>	<p>GLASS BOWL TO SUIT B 560 &amp; B 561</p>

# FILTER ASSEMBLIES

<p style="text-align: center;"><b>RPW560-6</b></p>		<p style="text-align: center;"><b>RPW560-8</b></p>		<p style="text-align: center;"><b>RPW429</b></p>	
<p style="text-align: center;"><b>DESCRIPTION</b></p>	<p style="text-align: center;">                     FILTER GAUZE                      AND                      MAGNETIC                      TO SUIT B 560 &amp; B 561                 </p>	<p style="text-align: center;"><b>DESCRIPTION</b></p>	<p style="text-align: center;">                     FILTER SEALING RING                      TO SUIT B 560 &amp; B 561                 </p>	<p style="text-align: center;"><b>DESCRIPTION</b></p>	<p style="text-align: center;">                     SMALL SEDIMENTOR WITH                      HAND PRIMER                      M14 X 1.5MM                      GLASS BOWL                 </p>




# FILTER ASSEMBLIES

RPW548	RPW800058	RPW800089
		
DESCRIPTION	DESCRIPTION	DESCRIPTION
SMALL SEDIMENTOR M14 X 1.5MM GLASS BOWL	1.457.434.000 SMALL SEDIMENTOR M14 X 1.5MM GLASS BOWL	1.457.434.002 SMALL SEDIMENTOR M14 X 1.5MM ALUMINIUM BOWL




# FILTER ASSEMBLIES

<p><b>RPW506</b></p> 	<p><b>RPW507</b></p> 	<p><b>RPW544</b></p> 
<p><b>DESCRIPTION</b></p> <p>SMALL SEDIMENTOR</p> <p>L&gt;R FLOW</p> <p>1/2" X 20 UNF</p> <p>GLASS BOWL</p>	<p><b>DESCRIPTION</b></p> <p>SMALL SEDIMENTOR</p> <p>L&gt;R FLOW</p> <p>M14 X 1.5MM</p> <p>GLASS BOWL</p>	<p><b>DESCRIPTION</b></p> <p>62230001</p> <p>HAND PRIMER</p> <p>M14 X 1.5MM</p> <p>FLOW DIRECTION FROM BANJO MOUNTING TO THREADED PORT</p>



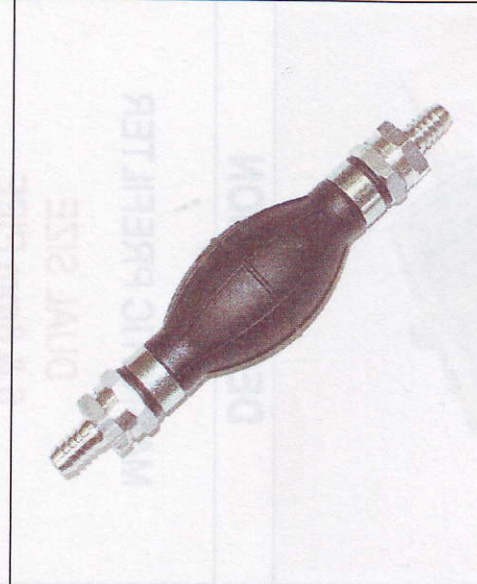
# FILTER ACCESSORIES

RPW545	RPW546	RPW547
DESCRIPTION	DESCRIPTION	DESCRIPTION
 <p>6223002 HAND PRIMER M14 X 1.5MM FLOW DIRECTION FROM THREADED PORT TO BANJO MOUNTING</p>	 <p>6223003 HAND PRIMER 1/2" X 20 UNF FLOW DIRECTION FROM BANJO MOUNTING TO THREADED PORT</p>	 <p>6223004 HAND PRIMER 1/2" X 20 UNF FLOW DIRECTION FROM THREADED PORT TO BANJO MOUNTING</p>




# FILTER ACCESSORIES

<p><b>RPW542</b></p> 	<p><b>RPW362</b></p> 	<p><b>RPW415-1</b></p> 
<p><b>DESCRIPTION</b></p> <p>HAND PRIMER FOR FILTER COVERS</p>	<p><b>DESCRIPTION</b></p> <p>0.440.011.007 REMOTE HAND PRIMER M14 X 1.5MM</p>	<p><b>DESCRIPTION</b></p> <p>BELLOWS TYPE HAND PRIMER 10mm PIPE WITH NON-RETURN VALVE AND FILTER</p>

# FILTER ACCESSORIES


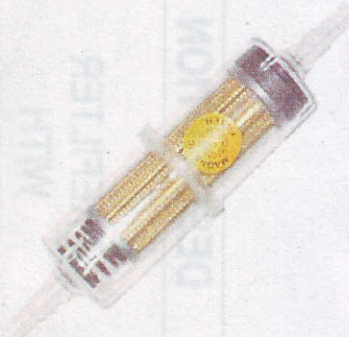

<p><b>RPW416-1</b></p> 	<p><b>RPW415</b></p> 	<p><b>RPW416</b></p> 
<p><b>DESCRIPTION</b></p> <p>BELLOWS TYPE HAND PRIMER 8mm PIPE WITH NON-RETURN VALVE AND FILTER</p>	<p><b>DESCRIPTION</b></p> <p>BELLOWS TYPE HAND PRIMER 10mm PIPE WITH NON-RETURN VALVE</p>	<p><b>DESCRIPTION</b></p> <p>BELLOWS TYPE HAND PRIMER 8mm PIPE WITH NON-RETURN VALVE</p>

# FILTER ACCESSORIES

<p><b>RPW467</b></p>		<p><b>RPW468</b></p>		<p>FOR PART NUMBER SEE DESCRIPTION</p>	
<p><b>DESCRIPTION</b></p>	<p>FUEL FILTER 10mm PIPE WITH NON-RETURN VALVE</p>	<p><b>DESCRIPTION</b></p>	<p>FUEL FILTER 8mm PIPE WITH NON-RETURN VALVE</p>	<p><b>DESCRIPTION</b></p>	<p>MAGNETIC PREFILTER <b>DUAL SIZE</b> <b>6 &amp; 8mm PIPE</b> PART NUMBER <b>RPW483</b></p>






# FILTER ACCESSORIES

FOR PART NUMBER SEE DESCRIPTION	FOR PART NUMBER SEE DESCRIPTION	FOR PART NUMBER SEE DESCRIPTION
		
<b>DESCRIPTION</b>	<b>DESCRIPTION</b>	<b>DESCRIPTION</b>
MAGNETIC PREFILTER WITH NON-RETURN VALVE <b>DUAL SIZE</b> <b>6 &amp; 8mm PIPE</b> <b>PART NUMBER</b> <b>RPW486</b>	MAGNETIC PREFILTER <b>DUAL SIZE. 8 &amp; 10mm PIPE</b> <b>PART No. RPW484</b> FILTER WITH 12mm PIPE ONLY <b>PART No. RPW485</b>	MAGNETIC PREFILTER WITH NON-RETURN VALVE <b>DUAL SIZE. 8 &amp; 10mm PIPE</b> <b>PART No. RPW487</b> FILTER WITH 12mm PIPE ONLY <b>PART No. RPW488</b>




# FILTER ACCESSORIES

<p><b>RPW564</b></p> 	<p><b>RPW564-1</b></p> 	<p><b>RPW564-2</b></p> 
<p><b>DESCRIPTION</b></p> <p>PREFILTER WITH NON-RETURN VALVE NYLON FILTER 8mm PIPE</p>	<p><b>DESCRIPTION</b></p> <p>PREFILTER WITH NON-RETURN VALVE NYLON FILTER 10mm PIPE</p>	<p><b>DESCRIPTION</b></p> <p>PREFILTER WITH NON-RETURN VALVE NYLON FILTER 12mm PIPE</p>




# FILTER ACCESSORIES

RPW565	RPW565-1	RPW565-2
DESCRIPTION	DESCRIPTION	DESCRIPTION
 <p>MAGNETIC PREFILTER WITH NON-RETURN VALVE &amp; STEEL MESH FILTER 8mm PIPE</p>	 <p>MAGNETIC PREFILTER WITH NON-RETURN VALVE &amp; STEEL MESH FILTER 10mm PIPE</p>	 <p>MAGNETIC PREFILTER WITH NON-RETURN VALVE &amp; STEEL MESH FILTER 12mm PIPE</p>




# FILTER ACCESSORIES

RPW528	RPW531	RPW529
 <p><b>DESCRIPTION</b></p> <p>7111-353AS FILTER TOP</p> <p>DUAL FLOW</p> <p>M14 X 1.5MM</p>	 <p><b>DESCRIPTION</b></p> <p>7111-353BV FILTER TOP</p> <p>DUAL FLOW</p> <p>1/2" X 20 UNF</p>	 <p><b>DESCRIPTION</b></p> <p>7111-353BH TWIN FILTER TOP</p> <p>DUAL FLOW</p> <p>M14 X 1.5MM</p>

# FILTER ACCESSORIES

<p><b>RPW530</b></p>  <p>The image shows a cast metal twin filter top with two distinct filter chambers. Each chamber has a central inlet and outlet. There are four mounting holes around the perimeter of the top. The part is shown from a top-down perspective.</p>	<p><b>RPW504</b></p>  <p>The image shows a cast metal filter top with a slanted primer. It has a central inlet and outlet. The primer is a cylindrical component with a slanted top and a threaded bottom. The part is shown from a side perspective.</p>	<p><b>RPW504-1</b></p>  <p>The image shows a cast metal filter top with a slanted primer, similar to RPW504 but with a different flow direction. It has a central inlet and outlet. The primer is a cylindrical component with a slanted top and a threaded bottom. The part is shown from a side perspective.</p>
<p><b>DESCRIPTION</b></p> <p>7111-353BG TWIN FILTER TOP DUAL FLOW 1/2" X 20 UNF</p>	<p><b>DESCRIPTION</b></p> <p>FILTER TOP WITH SLANTED PRIMER L &gt; R FLOW M12 X 1.5MM</p>	<p><b>DESCRIPTION</b></p> <p>FILTER TOP WITH SLANTED PRIMER R &gt; L FLOW M14 X 1.5MM</p>




# FILTER ACCESSORIES

<p><b>RPW504-2</b></p> 	<p><b>RPW543</b></p> 	<p><b>RPW543-1</b></p> 
<p><b>DESCRIPTION</b></p> <p>FILTER TOP WITH SLANTED PRIMER</p> <p>L &gt; R FLOW</p> <p>M14 X 1.5MM</p>	<p><b>DESCRIPTION</b></p> <p>SPIN ON TYPE FILTER TOP WITH SLANTED PRIMER</p> <p>R &gt; L FLOW</p> <p>M12 X 1.5MM</p>	<p><b>DESCRIPTION</b></p> <p>SPIN ON TYPE FILTER TOP WITH SLANTED PRIMER</p> <p>R &gt; L FLOW</p> <p>M14 X 1.5MM</p>

# FILTER ACCESSORIES

<p style="text-align: center;"><b>RPW513</b></p>  <p style="text-align: center;"><b>DESCRIPTION</b></p> <p style="text-align: center;">             FILTER TOP              BUTTON PRIMER              DUAL FLOW              M14 X 1.5MM         </p>	<p style="text-align: center;"><b>RPW537</b></p>  <p style="text-align: center;"><b>DESCRIPTION</b></p> <p style="text-align: center;">             VERTICAL MOUNTING              BUTTON PRIMER              FILTER CARTRIDGE THREAD              16mm X 1.5mm              DUAL FLOW              M14 X 1.5MM         </p>	<p style="text-align: center;"><b>RPW538</b></p>  <p style="text-align: center;"><b>DESCRIPTION</b></p> <p style="text-align: center;">             VERTICAL MOUNTING              BUTTON PRIMER              FILTER CARTRIDGE THREAD              14mm X 1.5mm              DUAL FLOW              M14 X 1.5MM         </p>
---	--	---

# FILTER ACCESSORIES




<p><b>RPW511</b></p> 	<p><b>RPW527</b></p> 	<p><b>7111-463A</b></p> 
<p><b>DESCRIPTION</b></p> <p>HORIZONTAL MOUNTING SPIN ON TYPE FILTER TOP WITH BUTTON PRIMER</p> <p>DUAL FLOW</p> <p>M14 X 1.5MM</p>	<p><b>DESCRIPTION</b></p> <p>HORIZONTAL MOUNTING SPIN ON TYPE FILTER TOP WITH SLANTED PRIMER</p> <p>M14 X 1.5MM</p>	<p><b>DESCRIPTION</b></p> <p>STANDARD SS TYPE DIFFUSER AND BODY</p>



# FILTER ACCESSORIES

<p style="text-align: center;"><b>RPW526</b></p> 	<p style="text-align: center;"><b>RPW536</b></p> 	<p style="text-align: center;"><b>RPW512</b></p> 
<p style="text-align: center;"><b>DESCRIPTION</b></p>	<p style="text-align: center;"><b>DESCRIPTION</b></p>	<p style="text-align: center;"><b>DESCRIPTION</b></p>
<p style="text-align: center;">LARGE DIFFUSER AND BODY</p>	<p style="text-align: center;">SEDIMENTER PLASTIC BODY <b>MOUNTING SEAL RING</b> <b>P/N RPW473</b></p>	<p style="text-align: center;">GLASS BOWL FOR PREFILTERS</p>

# FILTER ACCESSORIES

DESCRIPTION	DESCRIPTION	DESCRIPTION
<p style="text-align: center;">71111-541*</p>  <p style="text-align: center;">ALUMINIUM DEEP GLASS BOWL BASE</p>	<p style="text-align: center;">71111-542*</p>  <p style="text-align: center;">STANDARD ALUMINIUM BOWL</p>	<p style="text-align: center;">71111-511</p>  <p style="text-align: center;">DEEP ALUMINIUM BOWL</p>

# FILTER ACCESSORIES

<p style="text-align: center;"><b>7111-429*</b></p> 	<p style="text-align: center;"><b>7111-429A*</b></p> 	<p style="text-align: center;"><b>7111-403*</b></p> 
<p style="text-align: center;"><b>DESCRIPTION</b></p> <p style="text-align: center;">SHALLOW GLASS BOWL</p>	<p style="text-align: center;"><b>DESCRIPTION</b></p> <p style="text-align: center;">SHALLOW ALUMINIUM BOWL</p>	<p style="text-align: center;"><b>DESCRIPTION</b></p> <p style="text-align: center;">DEEP GLASS BOWL</p>

# FILTER ACCESSORIES

<p><b>7097-81M*</b></p>  <p><b>BLANK PLUG M14 x 1.5</b></p>	<p><b>7111-312*</b></p>  <p><b>BLANK PLUG 1/2" x 20 UNF</b></p>	<p><b>7023-99W*</b></p>  <p><b>BLEED SCREW M10 x 1.5</b></p>
<p><b>7111-604*</b></p>  <p><b>CENTRE BOLT ASSEMBLY</b></p>	<p><b>7111-740</b></p>  <p><b>BLEED SCREW</b></p>	<p><b>7111-860*</b></p>  <p><b>STANDED CENTRE BOLT</b></p>
<p><b>7111-466A</b></p>  <p><b>STEEL DRAIN PLUG</b></p>		